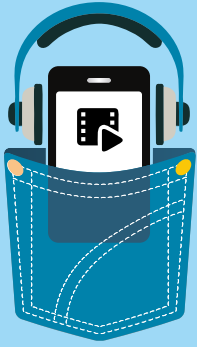


Powered by:



POCKET STUDY
A QUICK LEARNING APP

**Your Teaching
+
Our Platform
=
Best Online Course Portal**

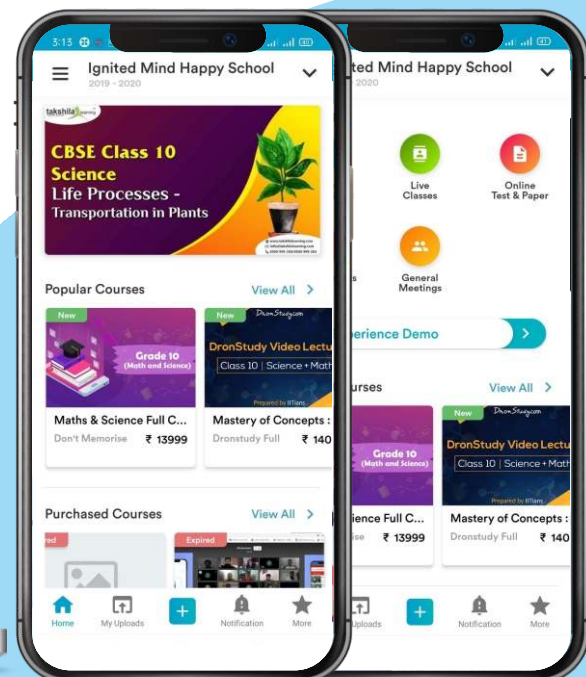
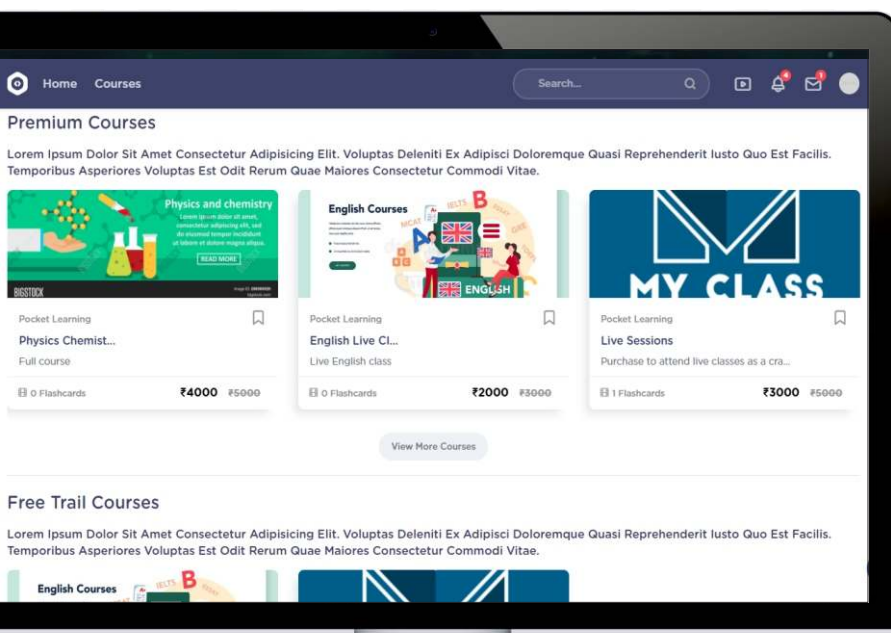


**Launch your Online Course Selling
Web & App with us**



**Create and Sell engaging Courses
online in few minutes**

**Get thousands of students enrolled online
in your own digital academy**



Your own web portal link Branded Mobile App



What's Online Course Portal:...

Pocket Study is happy to bring you a platform which replicates your physical academy environment virtually to help you launch online courses and build a global brand.

Who can launch Online Course Portal:

- 👉 Schools & Colleges
 - 👉 Private K-12 institutes
 - 👉 Competitive exam institutes
 - 👉 Language Coaches
 - 👉 Digital marketing coaches
 - 👉 Programming experts
 - 👉 Cyber security experts
 - 👉 Coaches of story telling
 - 👉 Import Export Coaches
 - 👉 Financial knowledge experts
 - 👉 Hobby Coaches
 - 👉 Beauty and Grooming Coaches
 - 👉 Fashion Designing Coaches
- And many other individual coaches, teachers and trainers.



Launch your Course Portal in few mins

Step 1: Register your Academy

Step 2: Do basic Setup and Upload your Content

Step 3: Create Courses, set price and add Discount codes

Step 4: configure your Web Portal

Final: Go Live Globally to sell your courses !



Configure and Create your Web course portal ... on your own domain ...

Example: abcacademy.com

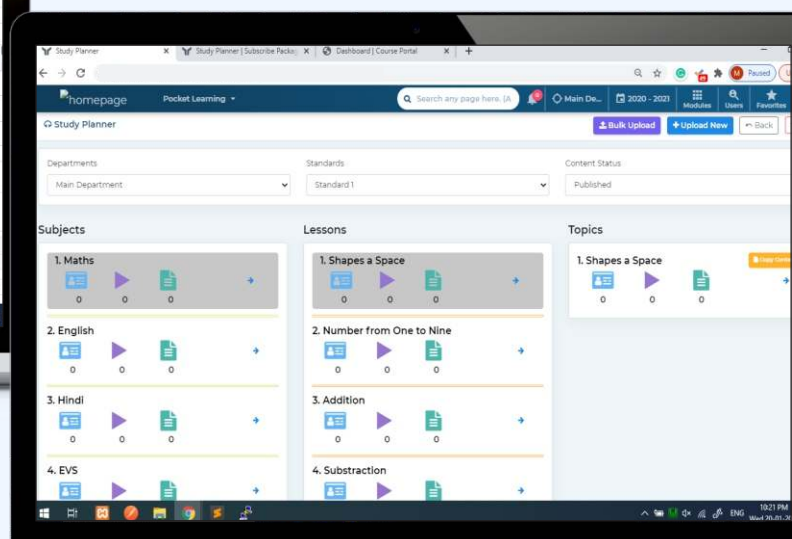
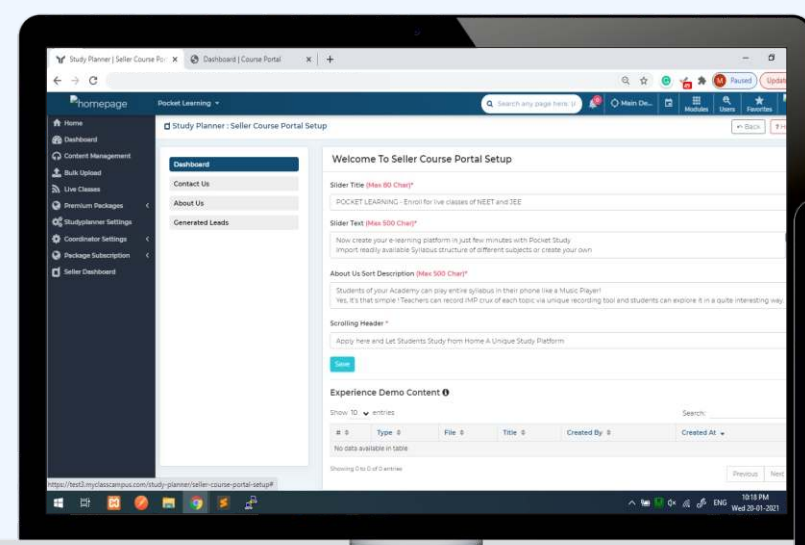
Configure your logo, titles, links, about, contact us & some advance pages to get started with your web portal in minutes

Demo links:

https://pocketstudy.app/course_portal/pocket-learning

https://pocketstudy.app/course_portal/pocket-learning

- Track enrolments in different courses
- Track your revenues
- Track students' participation, content consumption and data analysis
- By all means, improve learning outcomes of your students!





How does teaching through Online Course Portal work? ...

Conduct live classes, create a library of learning videos, share learning materials, create audio flash cards, conduct tests, take assignments and engage with students for new age interesting learning experience.

Unit 1 Acids and Bases | Telugu State Board (AP & TS) - Class VII

Activity

Observation

Learning

8:28 / 20:18

Position/Velocity/Acceleration Part 1: Definitions

21.2 m

7 m

20 m

to the angle off the horizontal

Introduction to Electrochemistry

• Certain chemical reactions can create electricity.

(A) $\xrightarrow{e^-}$ (B)

(A) $\xrightarrow{\text{wire } e^-}$ (B)

• Electricity can make certain chemical reactions happen that wouldn't happen otherwise

(C) $\xrightarrow{*e^-*}$ (D) won't normally happen

(C) $\xrightarrow{\text{pull}}$ Battery $\xrightarrow{\text{push}} e^-$ (D)

Electric current is the flow of electrons

3:45 / 16:16

The Difference Between Speed & Velocity

SPEED IS 5KM/H

VELOCITY

1:30 / 2:27

Life Processes Chapter 6 Part 2 Respiration, Class 10 Biology, Science Explanation, Question Answers

Due to this, size of cavity increases thereby decreasing the pressure of air, but outside pressure of air is high. Therefore, air from outside moves inside.

Breathing out

Breathing in

↑ P_{cav} ↓ P_{atm}

↑ P_{cav} ↓ P_{atm}

Chemical Reactions and Equations Class 10 Science | Chemical Reactions | Chemical Formula

$\text{Na}_2\text{SO}_4(aq) + \text{BaCl}_2(aq) \rightarrow \text{NaCl}(aq) + \text{BaSO}_4(s)$

Sodium Sulphate + Barium Chloride

Sodium chloride + Insoluble white precipitate Barium Sulphate

Sodium Sulphate Na_2SO_4

Barium Chloride BaCl_2

12:46 / 15:03

Checkout our Youtube channel or www.pocketstudy.app for more

Benefits to students:



Learn through the comfort of home



Opportunity to join affordable courses



Learn from the best teachers without location boundaries



Modern learning experience with no time limits

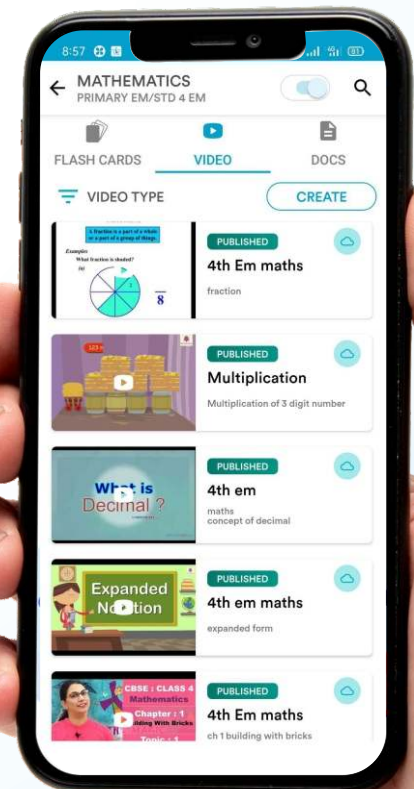



Live sessions- interactive live class



Interesting way of blended learning

Let's make learning of students Interesting !

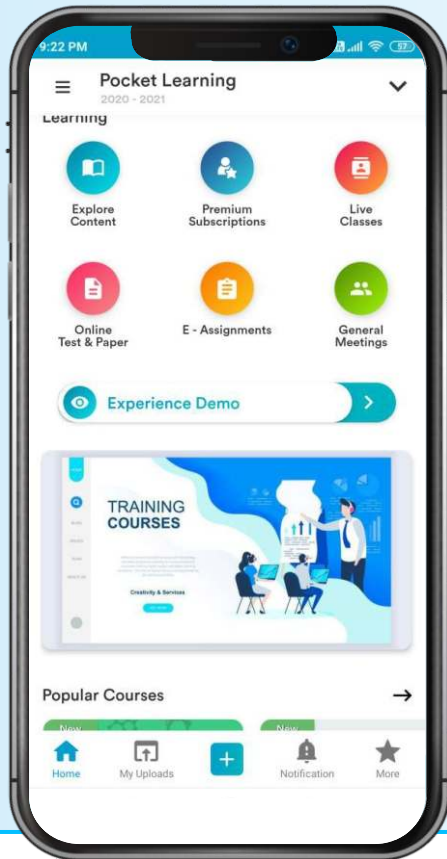


Why to launch Online Course Portal ?

- ➡ Build boundary less Online Teaching Business
- ➡ Run unlimited batches and courses
- ➡ Multiply capacity of teaching number of students
- ➡ Adopt the modern trend of online teaching
- ➡ Build your digital brand
- ➡ Build and grow a highly profitable business
- ➡ Highly cost effective compared to physical branches
- ➡ Enroll students who can't join physically
- ➡ Leverage technology to grow your business
- ➡ Convert your passion of teaching to a digital business



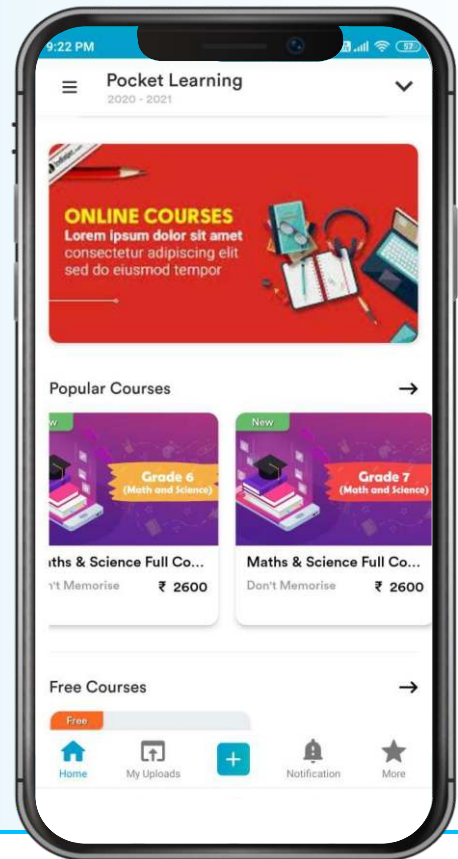
How students can purchase & access Digital Courses



1

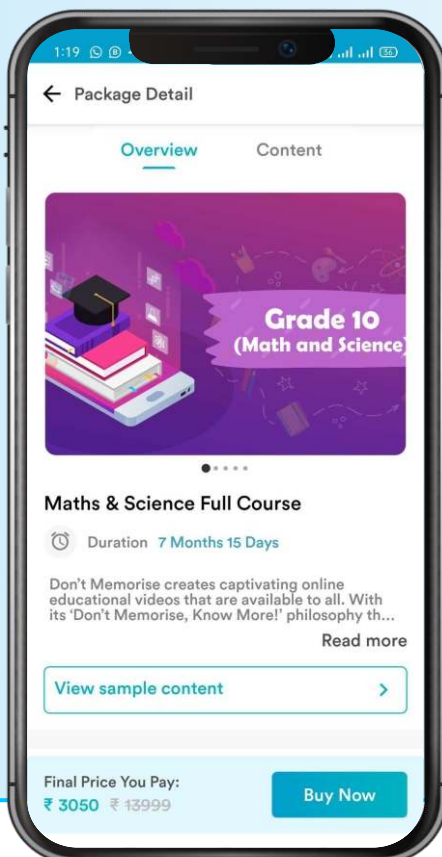
Explore Courses/Packages subscribed by your Institute

(Here only those authors' packages will be visible to your students which are selected by you)



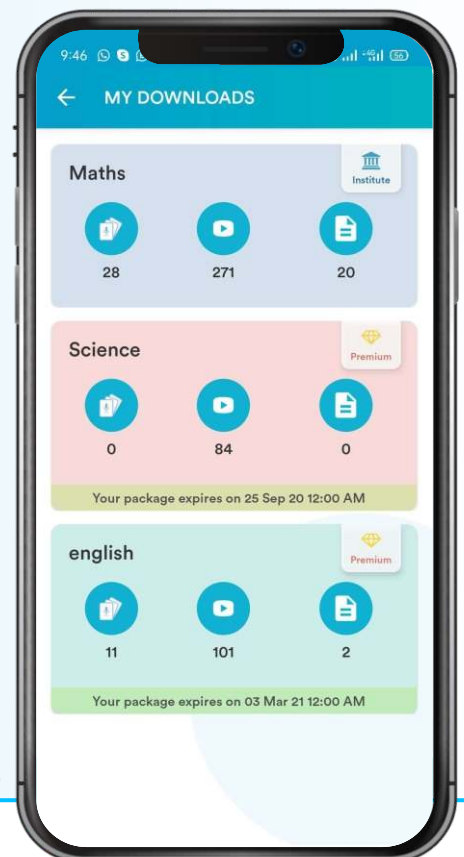
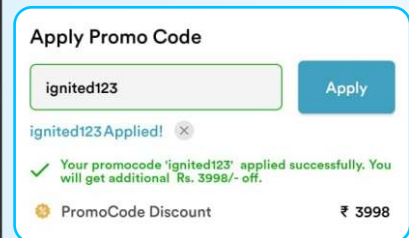
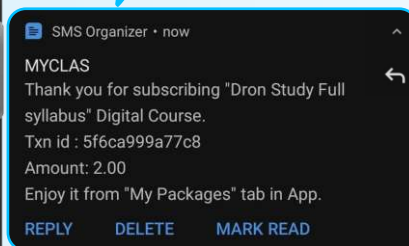
2

Students can see sample Videos/Content of Course



3

One can buy it right away along with special discount code of your Institute

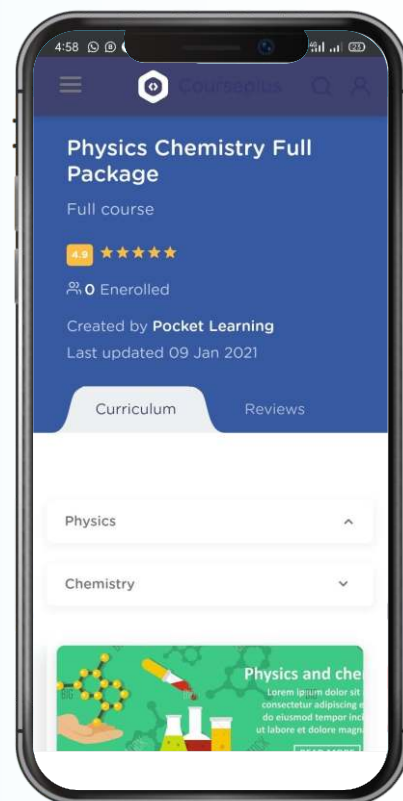
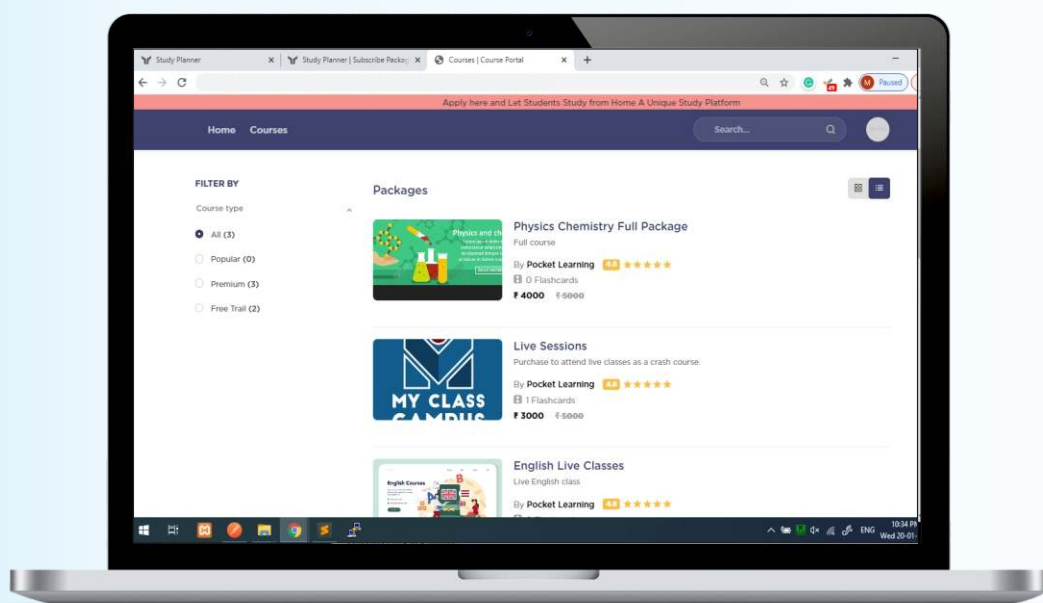


4

Can explore content & start learning



This is how your web portal and App will look like...



Click below links to experience it !

App:

<https://play.google.com/store/apps/details?id=com.pocketlearning>

Web:

https://pocketstudy.app/course_portal/pocket-learning



Contact our representative to know more
and launch your Online Course Portal.



+91 6354917399, +91 7016834515



support@myclasscampus.com



www.pocketstudy.app